

# FL-3FF

# PC Board Relay

 E332369

19.2×15.5×15.5



- 10A switching capability
- Small footprint
- Sealed type available
- Class B/F available
- Conform to RoHS,ELV directive

## CONTACT DATA

Contact Form	1H/1Z
Contact Material	Silver Alloy
Load	Resistive load(COS Φ=1)
Contact Ratings	1H:10A 240VAC 12A 120VAC 1Z: 7A 240VAC 10A 120VAC
Minimum load	100mA 5VDC
Max Switching Voltage	250VAC/30VDC
Max Switching Current	15A
Max Switching Power	2770VA/240W
Contact Resistance	100m Ω Max at 6VDC 1A
Electrical	100,000 Operations(at30Operations/minute)
Mechanical	10,000,000 Operations(at300Operations/minute)

## CHARACTERISTICS DATA

Insulation Resistance	100M Ω Min at 500VDC
Between Open Contacts	750VAC(50/60Hz for one minute)
Between Contacts and Coil	1500VAC(50/60Hz for one minute)
Operate Time	10ms
Release Time	5ms
Temperature Range	-40℃to+85℃
Shock Resistance	Operating Extremes: 10G
	Damage Limits: 100G
Vibration Resistance	10-55Hz, 1.5mm
Max. switching frequency	Mechanical: 18,000 operations/hr Electrical: 1,800 operations/hr
Humidity	40-85%
Weight	Approx 10g

## COIL DATA

at 20℃

Coil Power 0.36W

Nominal Voltage (VDC)	Rated Current (mA)	Max Operate Voltage (VDC)	Min Release Voltage (VDC)	Coil Resistance (Ω ±10%)
3	120	2.25	0.15	25
5	71.4	3.75	0.25	69
6	60	4.5	0.3	100
9	40	6.75	0.45	225
12	30	9	0.6	400
18	20	13.5	0.9	900
24	15	18	1.2	1600
48	7.5	36	2.4	6400

## APPROVED STANDARDS

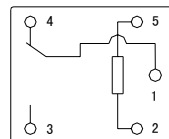
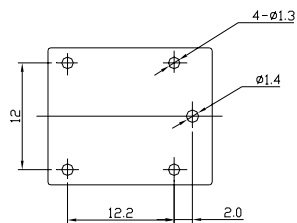
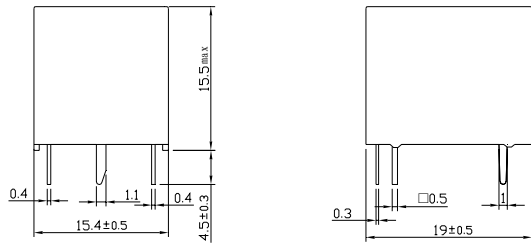
UL & cUL	1H:10A 240VAC 12A 120VAC 1Z: 7A 240VAC 10A 120VAC
----------	--

## ORDERING CODE

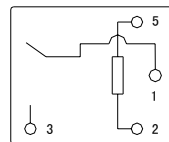
$\text{FL-3FF} - \underset{1}{\text{S}} - \underset{2}{\text{H}} \underset{3}{\text{F}} \underset{4}{\text{F}} \text{ (TBF-1) } / \underset{5}{12} \text{VDC} \underset{6}{\text{Z}}$					
<p>1. Relay Model</p> <p>2. Sealed</p> <p>3. Contact Form H: Form A Z: Form C</p> <p>4. Temperature Range F: UL 105℃ Nil: UL 85℃</p> <p>5. Insulated Level TBF-1: Class F Nil: Standard</p> <p>6. Coil Nominal Voltage 3,5,6,9,12,18,24,48VDC</p>					



## OUTLINE DIMENSIONS, WIRING DIAGRAM AND LAYOUT



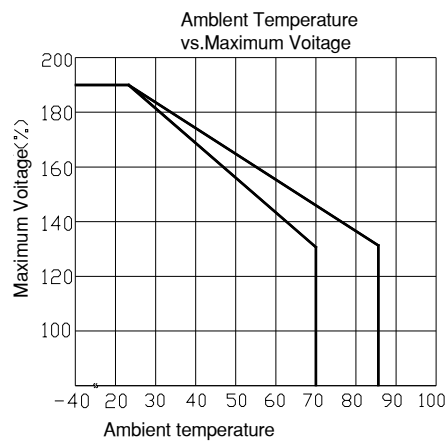
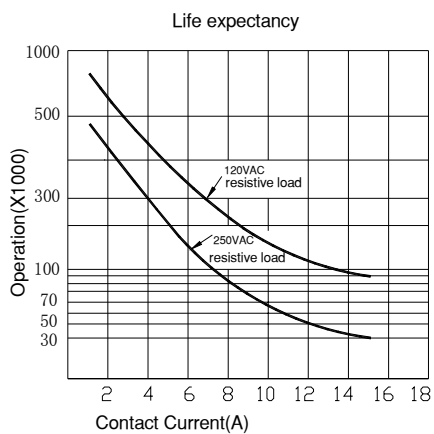
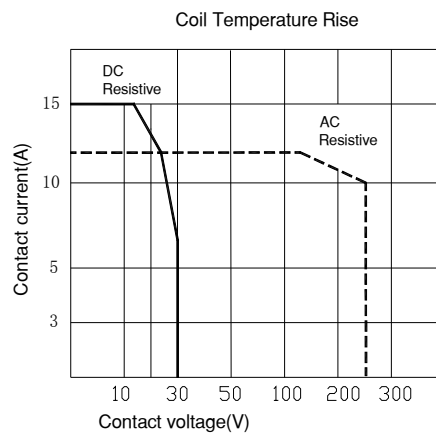
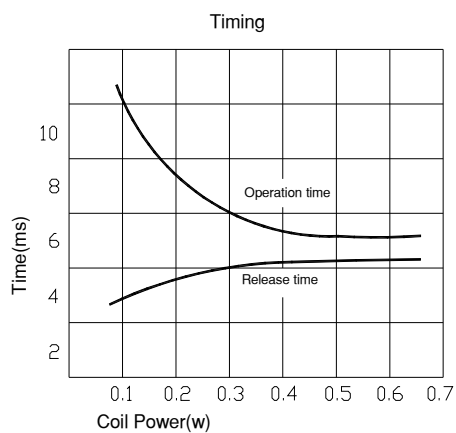
Form C



Form A

Layout (Bottom View)

## ENGINEERING DATA



**FLOURISHING RELAY**

The specifications are for the customer's reference and are subject to change without notice.